

# Multi-Screen Appliances

## Power Multiple Screens for Digital Signage Arrays



The DT Research Multi-Screen Appliances feature powerful and energy-efficient processors and multiple video connections for high resolution digital signage applications. Combined with the industry-leading WebDT Content Manager and Menu Board Editor software, these rugged, powerful appliances are capable of driving multimedia and database content to displays in digital menu boards, video wall and ribbon, and other signage applications that require the dynamic display of high resolution graphics and video. DT Research Multi-Screen Appliances are ideal for installations in demanding, high-profile environments such as restaurants, retail, concessions, sports and entertainment venues and transportation stations.

### Features







- Drive 1 to 16 screens; 1080P/2160P content supported on each screen
- Microsoft® Windows® operating system
- WebDT Content Manager and HTML5 Menu Board Editor software included
- Support for multiple zones of content on each screen
- Content file flexibility for multimedia file formats, live database and video feeds, tickers, and executable applications
- Content played in native format over multiple screens



### Applications

- Restaurants
- Hospitality
- Retail
- Government
- Casino/ Entertainment
- Transportation
- Healthcare
- Finance

## Specifications

						
Model	SA166CR	MA1352GL	MA1393CS	MS600Ns	MS1600Ns	MS2800Ns
System						
CPU	Intel® Atom™ 4 Cores, 1.44GHz (up to 1.92GHz)	Intel® Pentium® 4 Cores	Intel® Core™ i5 6 Cores or i7 8 Cores	Intel® Core™ i7 6 or 8 Cores	Intel® X-Series Core™ i9 8 Cores	Intel® X-Series Core™ i9 10 Cores
RAM	4GB	8GB	16GB	16GB	16GB	16GB
Storage	64GB	256GB flash	256GB	250GB to 1TB flash		
Operating System	Microsoft® Windows® 10 IoT Enterprise operating system					
Network Interface	10/ 100/ 1000MB BaseT LAN	10/ 100/ 1000MB BaseT LAN; Wi-Fi 802.11ac, 2.4GHz/ 5GHz dual band (optional)		10/ 100/ 1000Mb BaseT LAN		
Max. Display Connection	1 screen	3 screens	3 screens	4 screens	8 or 12 screens	16 screens
Display Resolution	1920 x 1080 @ 60Hz, 3840 x 2160 @ 30Hzz	3840 x 2160 @ 60Hz (x1) 1920 x 1080 @ 60Hz (x3)	3840 x 2160 @ 60Hz (x1) 1920 x 1080 @ 60Hz (x3) 3840 x 2160 @ 30Hz (x3)	DisplayPort (1.4) 4096 x 2160 @ 60Hz (x4)	DisplayPort (1.4) 4096 x 2160 @ 60Hz (x8 or x12)	DisplayPort (1.4) 4096 x 2160 @ 60Hz (x16)
Video Performance <sup>①</sup>	1080P x 1 @ 12 mpbs/30fps	1080P x 2 @ 12mbps/30fps; 2160P x 1 @ 60mbps/30fps	1080P x 3 @ 12mbps/30fps; 2160P x 2 @ 60mbps/30fps	1080P x 8≈ @ 12mbps/30fps; 2160P x 2 ~ 4 @ 60mbps/30fps	1080P x 12≈ @ 12mbps/30fps; 2160P x 4≈ @ 60mbps/30fps	1080P x 16≈ @ 12mbps/30fps; 2160P x 6≈ @ 60mbps/30fps
I/O Ports						
Video-out	1 HDMI 1 DisplayPort	1 HDMI (1.4) 1 HDMI (2.0) 1 DisplayPort (1.2)	2 HDMI (1.4) 1 DisplayPort (1.2)	4 mini-DisplayPort (1.4) <sup>②</sup>	8 or 12 mini-DisplayPort (1.4) <sup>②</sup>	16 mini-DisplayPort(1.4) <sup>②</sup>
Audio Jack	3.5mm phone jack x 1	3.5mm phone jack x 1	3.5mm phone jack x 1	3.5mm phone jack x 1	3.5mm phone jack x 5 / Digital output x 1	3.5mm phone jack x 5 / Digital output x 1
USB Port	USB 2.0 X 2 USB 3.0 X 1	USB 2.0 X 2 USB 3.0 X 2	USB 3.0 X 4	USB 2.0 X 2 USB 3.0 X 4	USB 2.0 X 6 USB 3.0 X 6	USB 2.0 X 2 USB 3.0 X 10
Serial/ COM	1	1	1	N/A	N/A	N/A
Ethernet	RJ45 connector x 1	RJ45 connector x 2	RJ45 connector x 2	RJ45 connector x 2	RJ45 connector x 2	RJ45 connector x 2
Mechanical and Environmental						
AC/DC Adapter/ Power Supply	Input: 100 – 240V AC; Output: 12V DC 3.33A	Input: 100 – 240V AC; Output: 19V DC	Input: 100 – 240V AC; Output: 19V DC	300W ATX	500W ATX	800W ATX
Enclosure	Aluminum chassis; ABS plastics end-caps Aluminum + steel	Aluminum + steel				
Dimensions (H x W x D)	1.4 x 5.5 x 5.1 in/ 35 x 140 x 130 mm	2.16 x 5.82 x 6.5 in/ 55 x 148 x 165.1 mm	1.7 x 8 x 9.1 in/ 43.5 x 202 x 232 mm	4.1 x 17.3 x 13.3 in/ 105 x 440 x 340 mm	3.5 x 19 x 17 in/ 88.2 x 482.6 x 431 mm	7.9 x 16.9 x 21 in/ 176 x 430 x 546 mm
Weight	0.88 lbs/400 g	1.94 lbs/880 g	4.6 lb/2.1 kg	13.2 lbs/6 kg	22.16 lbs/10.05 kg	36.2 lbs/16.42 kg
Temperature	Operation: 0°C to 40°C Storage: -20°C to 60°C		Operation: -10°C to 50°C Storage: -20°C to 60°C		Operation: 0°C to 40°C Storage: -20°C to 60°C	
Humidity	0% to 90% Non-Condensing			5% to 95% non-condensing		
Major Option						
HD Video Capture Box	N/A	N/A	N/A	HDMI input with HDCP support, and connect to Signage Players via USB 2.0 port		
HDMI Video Capture Card	N/A	N/A	N/A	Video capture card with HDMI, component, composite and S-video inputs <i>*HDCP content (High-Bandwidth Digital Content Protection) not supported</i>		
1080P Video Capture Card	N/A	N/A	N/A	Video capture PCI-E card with HDMI 1080p, component, S-video and composite inputs <i>* HDCP content (High-Bandwidth Digital Content Protection) not supported</i>		
HD Video Capture USB Stick	N/A	Video capture USB dongle with S-video/ composite inputs <i>* HDCP content (High-Bandwidth Digital Content Protection) not supported</i>	N/A	N/A	N/A	N/A

\* MS600N available outside the US. \*\* Specifications subject to change without notice. \*\*\* Case design may differ in different markets/countries.

① Please note that actual performance will still depend on different media content and profile. ② The mini-DP to DP/ DVI/ HDMI adapters are included.

